

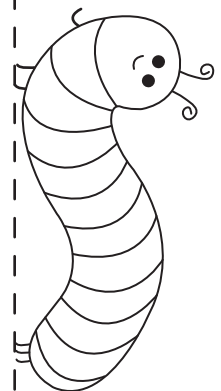


# MY LITTLE SPROUT HOUSE



- Color the house.
- Cut out the house.
- Cut out this square.
- Get some fast sprouting seeds, such as large lima beans.
- Soak 1 or 2 of them in a cup of water overnight.
- Wet a paper towel and fold it so it will fit into a Ziploc sandwich bag.
- Lay the seeds on the paper towel and slide it into the bag. Seal it.
- Tape the plastic bag on the back of the house over the open space.
- Tape the house to a window that gets sunlight.
- Observe what happens to your seeds each day.
- Make a daily chart of your observations if you'd like to.



SEED  
LIBRARY

AT THE  
BEREA BRANCH